

Chapter 1: Impact of Natural Disasters

1-1 Characteristics of Natural Disaster Damages

We verified the impacts of natural disasters using the dependable data of Year 1975 to 2000 among the data of natural disasters in 20th century (from 1901 to 2000). The number of natural disasters has been increasing in accordance with environmental changes such as population growth, urbanization, deforestation and desertification (Fig.1). Moreover, the number of affected people and the consequent economic losses are also on the increase (Fig.1-2, 1-3).

Fig.1-1

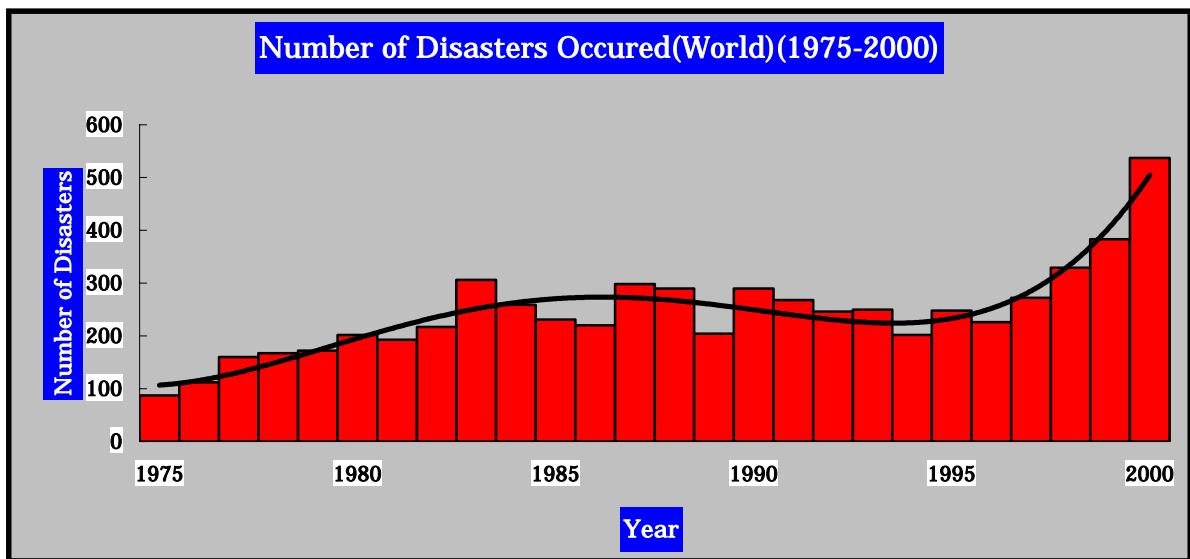


Fig.1-2

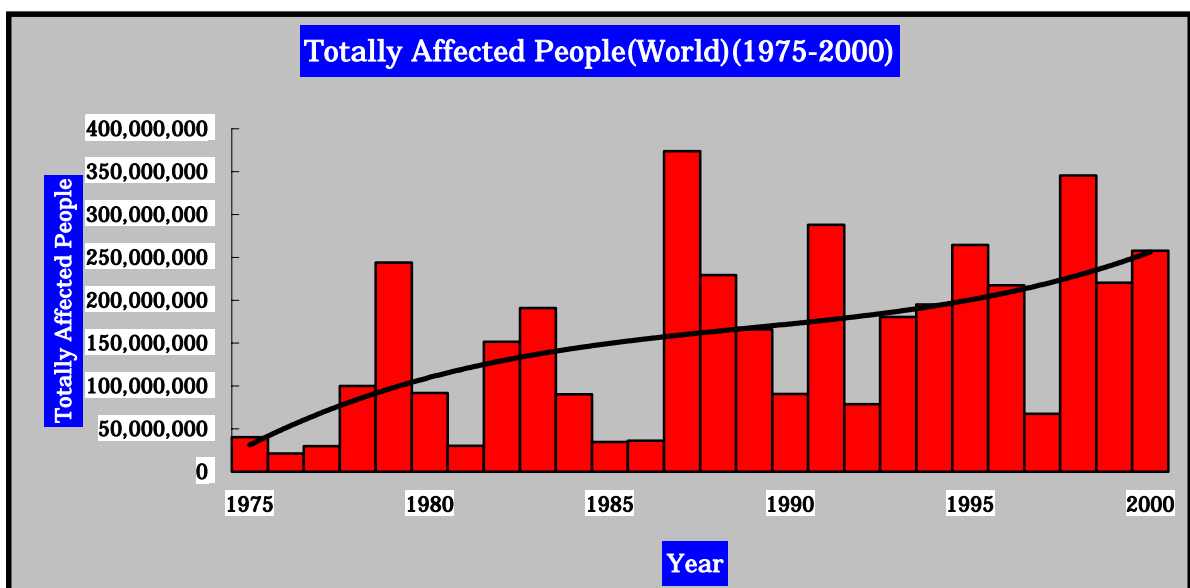
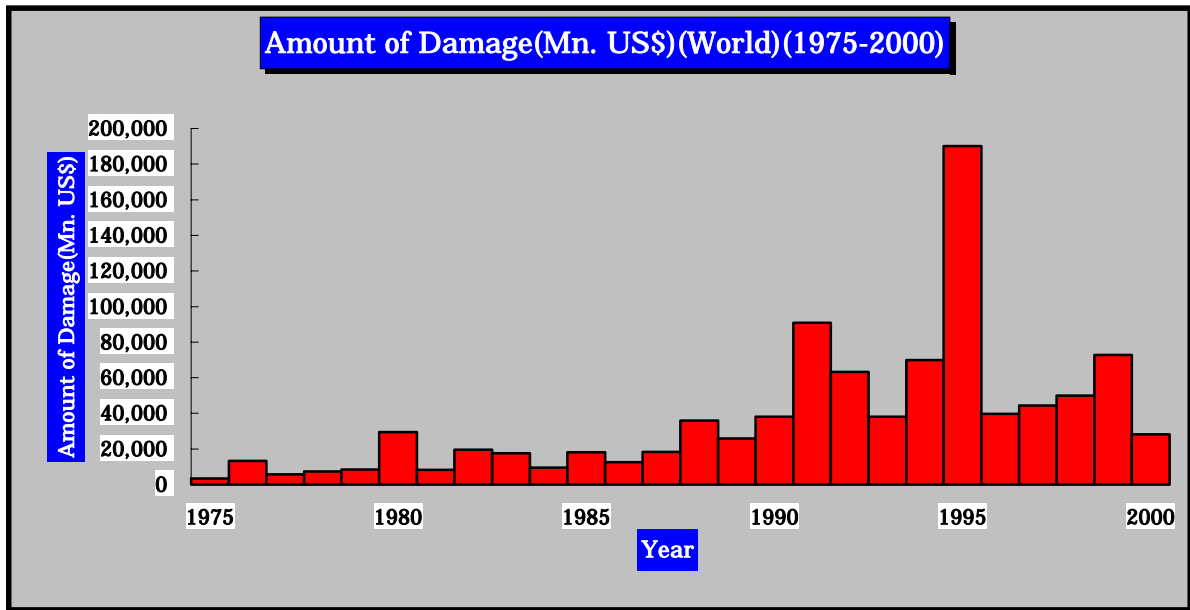
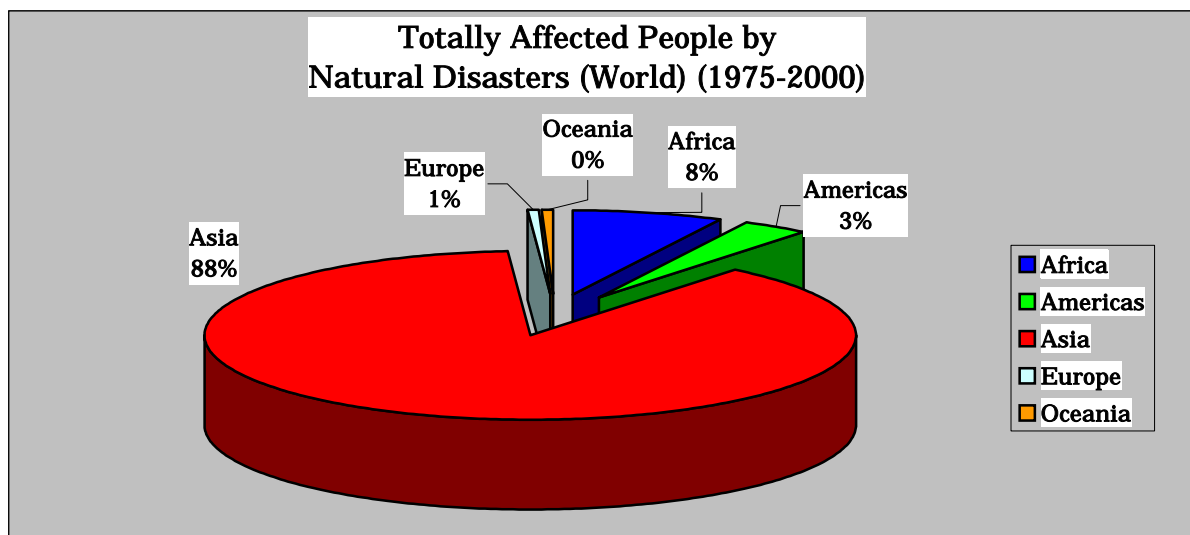


Fig.1-3



Even more surprising, Asian region accounts 90 % of the total affected people in the world (Fig.1-4).

Fig.1-4



The total world economic losses caused by natural disasters in the last 10 years rose up to \$687 billion dollars and more than the half of the amount is reported from Asian countries (Fig.1-5).

Fig.1-5

Summary of Natural Disasters(1991-2000)

	Number of Disasters Occurred	Number of Killed	Number of Totally Affected People	Amount of Damage (1,000 US\$)
World	2,961	754,026	2,116,593,188	687,020,090
Asia	1,137 (38.4%)	588,654 (78.1%)	1,888,686,026 (89.2%)	373,893,530 (54.4%)

According to the data from the last 25 years, 98 % of the people were affected by flood, drought and typhoon which are the prominent natural disasters in Asian region (Fig.1-6). On the other hand, damages caused by windstorm and flood and earthquake damages share almost the amount of economic losses half each (Fig.1-7).

Fig.1-6

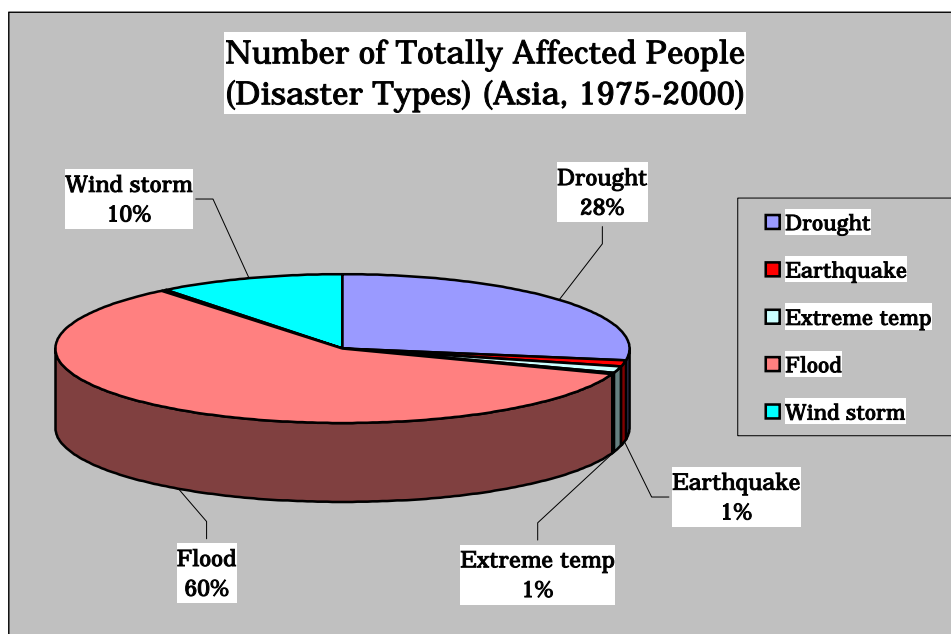


Fig.1-7

